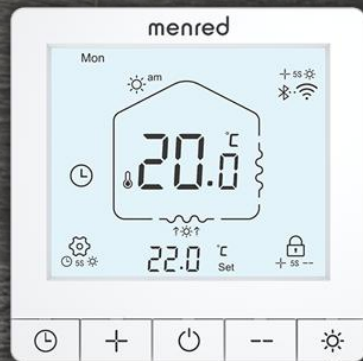


Weekly programmable digital display  
4 time periods/switch manual or time periods  
mode by one button



RT5 Floor Heating Thermostat



# 4 Time Periods

One week cycle



First time period:  
get up in the morning



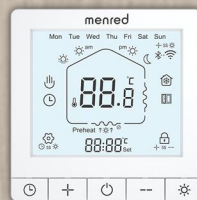
Second time period:  
Go out in the morning



Third time period:  
Back home in the afternoon



Fourth time period:  
Sleep time





## Window open function

When the thermostat detects the temperature drops  $Y^{\circ}\text{C}$  within  $X$  minutes, it will enter into window open mode and continue to work  $Z$  minutes. (The values of  $X$ ,  $Y$ ,  $Z$  can be set)






# Preheat



## Preheat function

- Operate under time period mode
- Turn on heating before reaching the next time period
- Reach the next set temperature in advance





+ & -- Press buttons for 5S

Lock or unlock

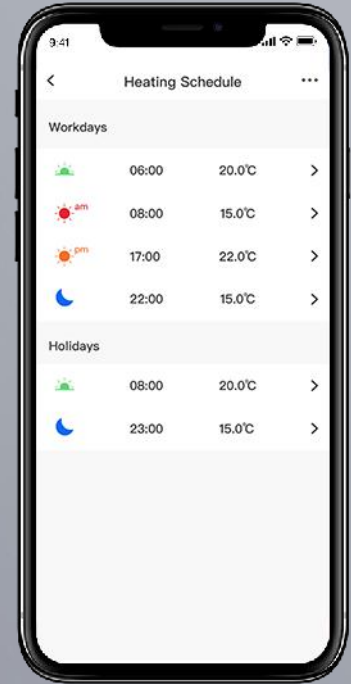




Weekly programmable/4 time periods available to set the required temperature

5G Frequency; Connect WIFI via Bluetooth

Mobile phone APP remote control  
Able to upgrade online



TuyaSmart





## One button 5 seconds



week and time



Press the button for 5s

Adjust current week and time



weekly programmable



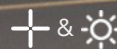
Press the button for 5s

Temperature control with 4 time periods

## Two buttons 5 seconds



Wi-Fi connection



Press two buttons for 5s

Bluetooth connection/  
Enter into WI-FI




Advanced setting



Press two buttons for 5s

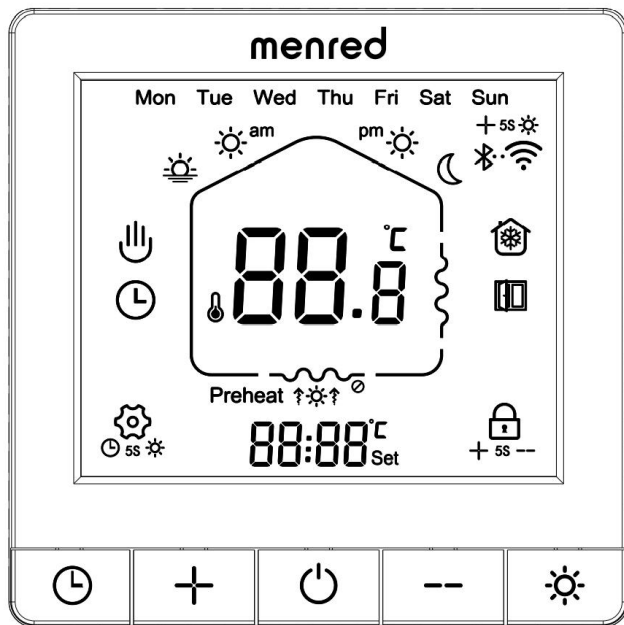
Enter into advanced setting



Press and hold above buttons for 5s to enter into WIFI connection



Press and hold above buttons for 5 seconds to enter into advanced setting



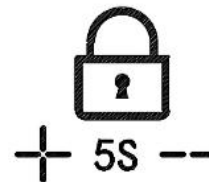
Manual mode  
Time period mode  
Press 5s to set week and time

OFF  
button

press the button for 5s to set the schedule



Heating



Hold above buttons for 5 seconds to lock or unlock



# Selection table

Model	Load	Description
RT51.13	3A	Water floor heating
RT51.23i	3A	Water floor heating + potential-free output + Wi-Fi
RT51.36t	16A	Electric floor heating + floor sensor
RT51.36i	16A	Electric floor heating + floor sensor + Wi-Fi



## Technical data

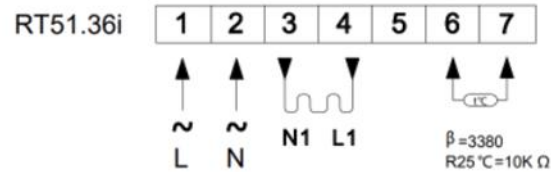
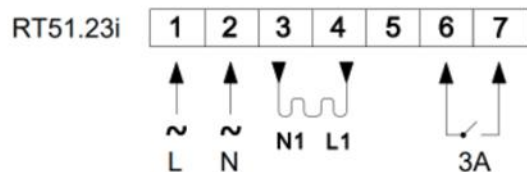
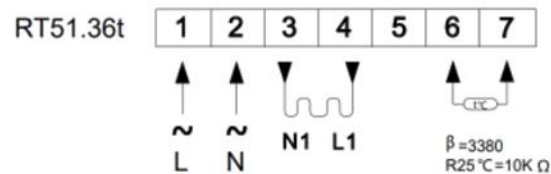
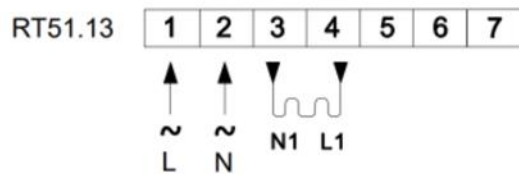
Working voltage: AC220V 50Hz; Rated power: < 1.5W

Signal terminal: 0.75mm<sup>2</sup> lead

Wiring terminal: one terminal can be connected to 2\*1.5mm<sup>2</sup> or 1\*2.5mm<sup>2</sup> wire at most

## Wiring method

**!** Power must be off during installation



Measured range: -9.5~99.5°C; Protection class: IP20

Ambient temperature : -10~55°C